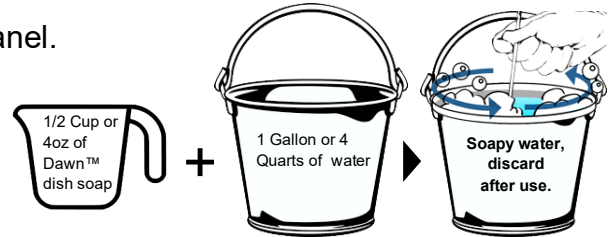


How to clean All In

General cleaning first. You should start with thoroughly cleaning the game with a solution of soapy water. Most dish soaps are not designed to kill bacteria or viruses. This is to only remove the grease and dirt from the game. Do not pour the solution directly on the game but use a clean rag; dip, twist (to remove excessive moisture), and scrub until clean.

Damage will occur if you directly pour liquid on your game.

Be sure to clean around the ball handle and top control panel.



How to disinfect All In

All steps require the use of a disinfectant solution.


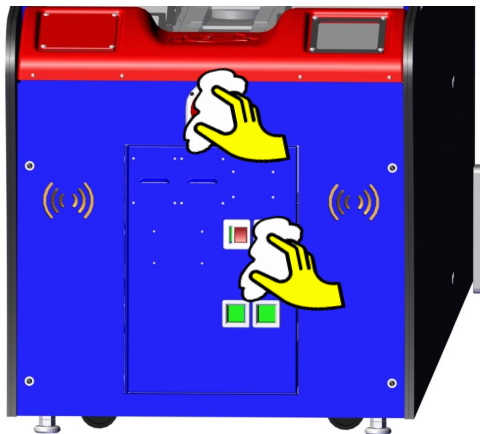
Step 1: Wipe down the ball handle.

Step 2: Wipe down the coin entry, coin reject, DBV areas and ticket dispensing area.

Step 3: Wipe all areas at the front where the player could come in contact with when playing.

LET EVERYTHING AIR DRY.

Clean the clear plastics that protect the playfield area but only after wiping down with soapy water and disinfecting. **DO NOT USE ammonia based cleaners!** These cleaners will damage the plastic. We recommend a plastic cleaner like Brilliance.



How to make your own disinfectant.



*** Wear eye and hand protection when handling bleach products.**