

4

3

2

1

D

D

C

C

B

B

A

A

TO:  
SG2061LX

**BA**

- 1 BROWN (600V)
- 2 GREEN/YELLOW (600V)
- 3 BLUE (600V)

3 PIN PLUG #E02206  
MALE PIN #E08260

8"

BROWN (600V) #E00653

L

GREEN/YELLOW (600V) #E20217

FG 

BLUE (600V) #E00653

N

TO:  
MONITOR POWER  
SUPPLY  
#AH2012

PART NO.	BA2063LX	TITLE	SHELL GAME
DESCRIPTION	MONITOR SUPPLY AC	FILENAME	SG1000X.VSD
		DRAWN BY	NBRANCATO
DATE	12/3/07	REVISED	5/3/11
		PAGE	1 OF 21

4

3

2

1

4

3

2

1

TO:  
SG2050HX



1 black  
 2 gray/black  
 2 PIN PLUG #E02103  
 SOLID PIN #E02100S

5"

2"

black x 2 .187 #E00651  
 gray/black x 2 .187 #E00651

TO:  
MEGA BUTTON  
(BX2006, BASE ONLY)

9"

black x 2 .187 #E00651  
 gray/black x 2 .187 #E00651

9"

black x 2 .187 #E00651  
 gray/black x 2 .187 #E00651

9"

black .187 #E00651  
 gray/black .187 #E00651

QTY	2	PER GAME
-----	---	----------

PART NO.	BX2052MX	TITLE	SHELL GAME
----------	----------	-------	------------

DESCRIPTION	START BUTTON	FILENAME	SG1000X.VSD
		DRAWN BY	NBRANCATO

DATE	12/3/07	REVISED	5/3/11	PAGE	2 OF 21
------	---------	---------	--------	------	---------

4

3

2

1

D

D

C

C

B

B

A

A

4

3

2

1

D

D

C

C

B

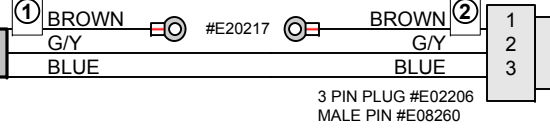
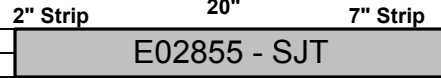
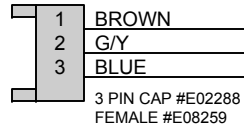
B

A

A

ONLY USE 600V WIRE IF YOU HAVE TO REPLACE EXISTING PIECE

To: SH2130X - SOCKET ASY



To: 2111 RELAY 4"

TO: SG2063MX

QTY 2 PER GAME

PART NO.	DN2059X	TITLE	SHELL GAME
DESCRIPTION	RELAY OUTPUT HARNESS	FILENAME	SG1000X.VSD
		DRAWN BY	NBRANCATO
DATE	12/3/07	REVISED	5/3/11
		PAGE	3 OF 21

DECALS  
2 1/2" BACK FROM RING TERMINALS

- ① #7089
- ② #7090

4

3

2

1

4

3

2

1

D

D

C

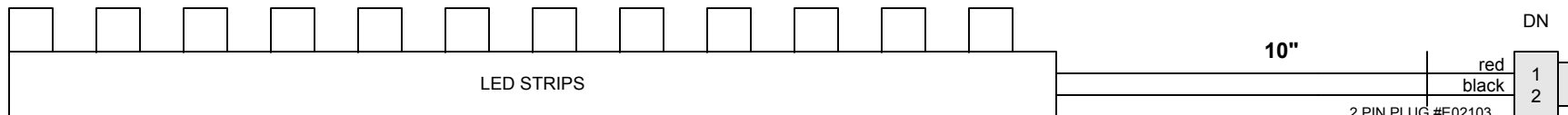
C

B

B

A

A



**Cut wires on LED strip to 10"  
add zip tie for strain relief**

**10"**

DN

red  
black

1  
2

2 PIN PLUG #E02103  
SOLID PIN #E02100S

LED STRIPS

8979 LED STRIP BLUE

**COLOR CODE  
CONNECTOR  
BLUE**

QTY	2	PER GAME
-----	---	----------

PART NO.	DN8979X	TITLE	SHELL GAME
DESCRIPTION	ASY (LED STRIP BLUE 37.5")		FILENAME SG1000X.VSD
		DRAWN BY	NBRANCATO
DATE	12/3/07	REVISED	5/3/11
		PAGE	4 OF 21

4

3

2

1

4

3

2

1

D

D

C

C

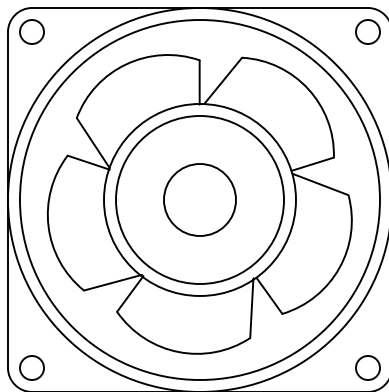
B

B

A

A

#HD2364 - 110V AC FAN



12"

brown  
GREEN/YELLOW  
brown

MS

1  
2  
3

TO:  
SG2062MX

13"

#E20217 GREEN/YELLOW

3 PIN PLUG #E02206  
SOLID PIN #E02100S  
PIN 2 #E08260

PART NO.	MS2364X	TITLE	SHELL GAME
DESCRIPTION	AC FAN	FILENAME	SG1000X.VSD
		DRAWN BY	NBRANCATO
DATE	12/3/07	REVISED	5/3/11
		PAGE	5 OF 21

600V WIRE

#E02844

GREEN/YELLOW

4

3

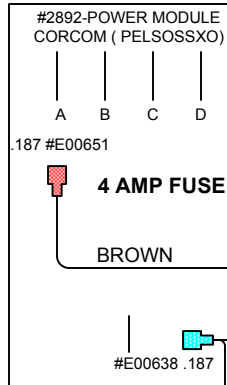
2

1

#SG2007X-POWER MODULE ASY

#E07077 – DECAL TIME DELAY FUSE

#E00038 – FUSE 4 AMP 250V (MDL - 4)

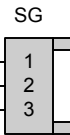


.187 #E00651  
BLUE

#SG2066LX-POWER MODULE HARNESS

#E08263 -  
#10 YELLOW

TO:  
SG2065LX



10"  
BROWN x 2  
GREEN/YELLOW x 2  
BLUE x 2  
3 PIN CAP #E02288  
14 AWG FEMALE PIN #E02013

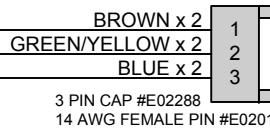
D

D

C

C

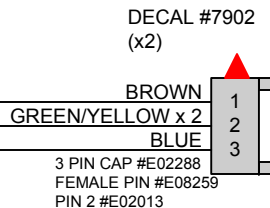
TO:  
SG2061LX



6"  
6"

TO:  
STUD ON  
MONITOR POST

TO:  
SG2062MX



6"

B

B

A

A

PART NO.	SG2007X	TITLE	SHELL GAME
DESCRIPTION	#SG2007X – POWER MOD ASY #SG2066LX – POWER MOD HARNESS	FILENAME	SG1000X.VSD
DATE	12/3/07	DRAWN BY	NBRANCATO
REVISED	5/3/11	PAGE	6 OF 21

ALL WIRE IS 600V

#E08872  
#E02844  
#E08871

BROWN  
GREEN/YELLOW  
BLUE

4

3

2

1

D

D

C

C

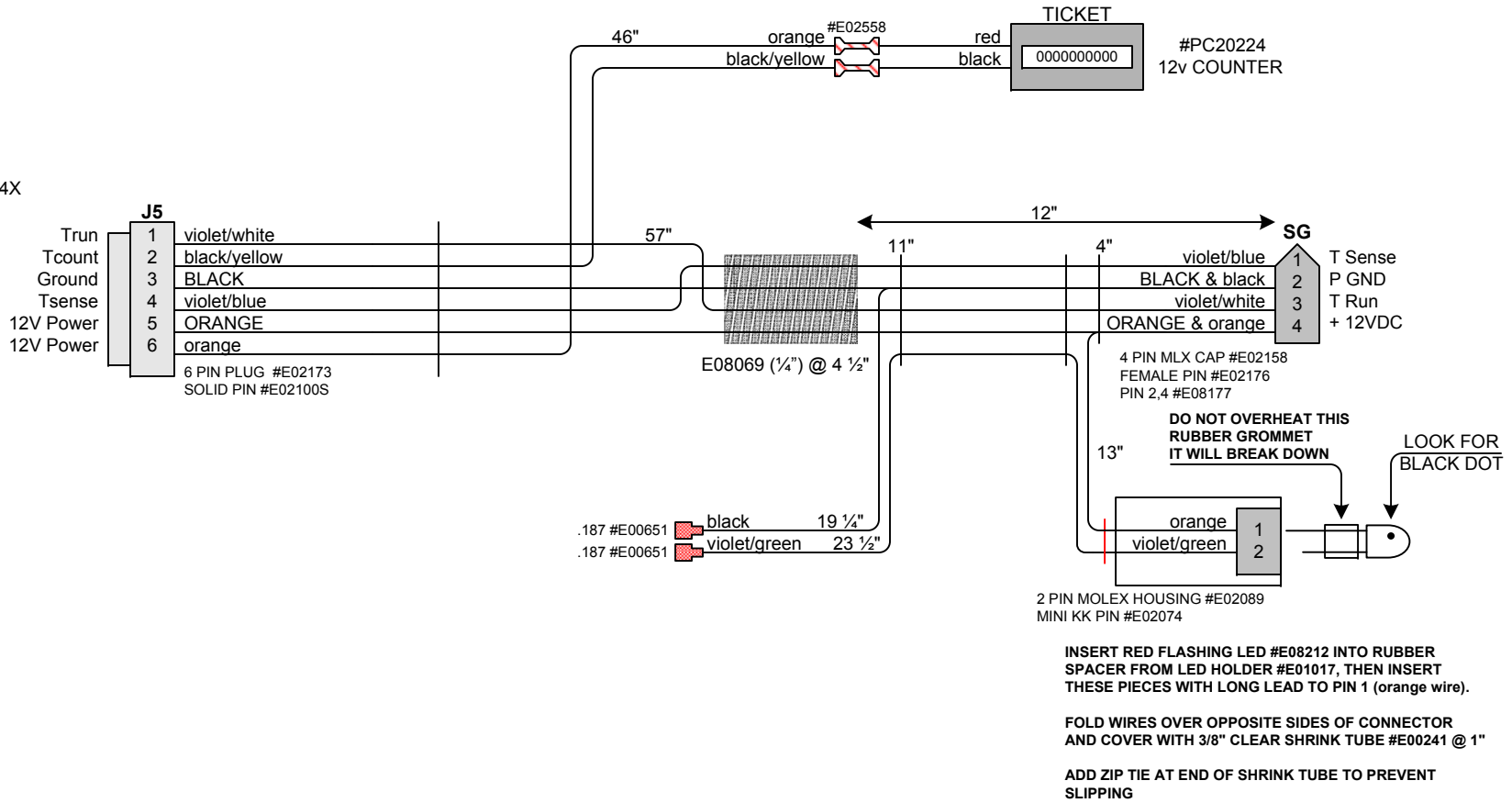
B

B

A

A

TO:  
SG2034X



PART NO.	SG2050HX (1 OF 3)	TITLE	SHELL GAME
DESCRIPTION	MAIN	FILENAME	SG1000X.VSD
		DRAWN BY	NBRANCATO
DATE	12/3/07	REVISED	5/3/11
		PAGE	7 OF 21

4

3

2

1

4

3

2

1

TO:  
SG2034X

J14

- 1
- 2 white/green
- 3 white/blue
- 4 white/violet
- 5 white/gray
- 6 black

6 PIN CST-100 #E08634  
CST PIN #E00383

58"

- white/green .187 #E00651
- black .187 #E00651
- white/blue .187 #E00651
- black x 2 .187 #E00651
- white/violet .187 #E00651
- black x 2 .187 #E00651
- white/gray .187 #E00651
- black x 2 .187 #E00651

ADMIN  
DOWN  
UP  
CREDIT

TO:  
1029WSX  
TO:  
1029WSX

6"  
6"  
6"

TO:  
SG2034X

J7

- lockout 1 tan
- 2
- 3
- coin 1 4 white/brown
- DBV 5 white/orange
- coin count 6 black/red
- coin 2 7 white/red
- ground 8 black/white x 2
- + 12V 9 black
- + 12V 10 orange/black
- + 12V 11 orange
- + 12V 12 orange/white

12 PIN PLUG #E02106  
SPLIT PIN #E02100

73 1/2"

#E08069 (1/4")  
@ 7"

- 73 1/2" tan x 2 .187 #E00651
- 73 1/2" orange/black x 2 .187 #E00651
- 10" orange/black .187 #E00651
- 10" tan #E00651

LOCKOUTS

- 68 1/2" white/brown COIN 1
- 68 1/2" black/white x 2 .250 FLAG #E00648
- 70 3/4" white/red COIN 2
- 10" black/white .250 FLAG #E00648

- 75 1/2" black x 2 .110 #E00650
- 75 1/2" orange x 2 .110 #E00650
- 8" orange COIN LIGHTS
- 8" black .110 #E00650

40"

- 48" black/white
  - white/orange
- 3 PIN CAP MINI MOLEX #E08538  
FEMALE PIN #E08536

TO:  
SG2063MX

- 46" orange/white #E02558
- black/red

COIN

000000000

#PC20224  
12v COUNTER

D

D

C

C

B

B

A

A

PART NO. SG2050HX (2 OF 3)		TITLE SHELL GAME	
DESCRIPTION MAIN		FILENAME	SG1000X.VSD
		DRAWN BY	NBRANCATO
DATE 12/3/07	REVISED 5/3/11	PAGE	8 OF 21

4

3

2

1



4

3

2

1

TO:  
SG2034X

**J20**

1	red/white	58"
2	brown/white	
3		
4	brown/gray	70"
5	red/gray	

5 PIN AMP HOUSING #E02419  
CONTACT PIN #E02201

#E08640 (3/8") @ 5"

red/white .187 #E00651  
brown/white .187 #E00651

TO:  
4" SPEAKER  
#2007

3"  
red/gray .187 #E00651  
brown/gray .187 #E00651


TO:  
4" SPEAKER  
#2007

TO:  
SG2034X

**J10**

1	gray/brown	69"
2	black	60"
3	gray/red	60"
4		
5	black	57"
6	gray/yellow	57"
7		
8		
9	orange x 2	57" 60"
10		
11	violet/yellow	57"
12	orange/black	54"
13	yellow/brown	54"
14	violet/brown	69"
15	violet/red	60"

15 PIN PLUG #E02144  
SPLIT PIN #E02100



69" 18 1/2" gray/brown .250 #E00653T  
black

TO:  
LEFT

69" 18 1/2" violet/brown .250 #E00653T  
orange

TO:  
RIGHT

60" violet/red #E00653T  
orange x 2

60" gray/red  
black x 2

TO:  
BX2052MX

57" 57" black  
gray/yellow  
2 PIN CAP #E02181  
FEMALE PIN #E02102

TO:  
OK

57" 57" orange  
violet/yellow  
2 PIN CAP MINI MOLEX #E08537  
FEMALE PIN #E08536

TO:  
GREEN LED PCB  
#E00672

54" orange/black x 2  
54" yellow/brown x 2  
2 PIN CAP #E02181  
FEMALE PIN #E02102

TO:  
DN8997X

7" orange/black  
yellow/brown  
2 PIN CAP #E02181  
FEMALE PIN #E02102

D

D

C

C

B

B

A

A

PART NO.	SG2050HX (3 OF 3)		TITLE	SHELL GAME	
DESCRIPTION	MAIN		FILENAME	SG1000X.VSD	
DATE	12/3/07	REVISED	5/3/11	PAGE	9 OF 21
		DRAWN BY	NBRANCATO		

4

3

2

1

4

3

2

1

D

D

C

C

B

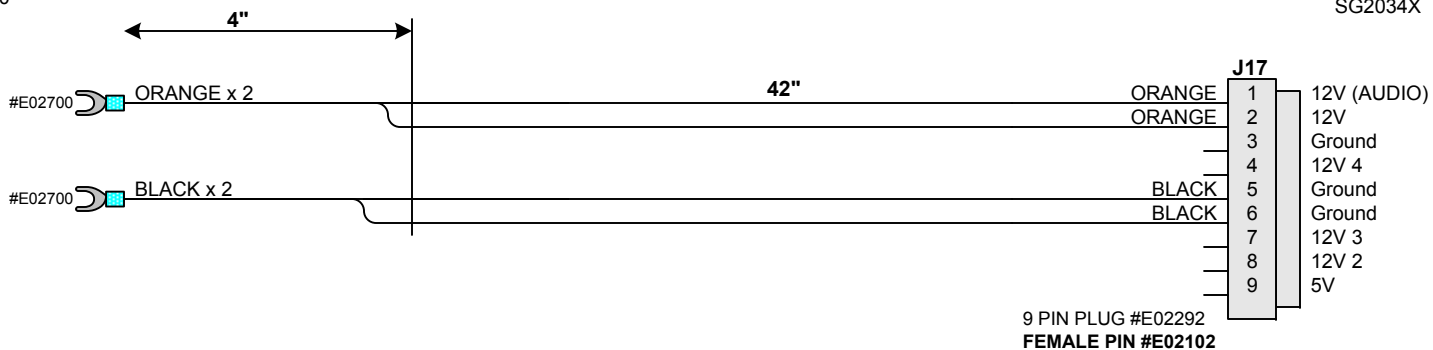
B

A

A

TO:  
UC2010

TO:  
SG2034X



PART NO.	SG2060LX	TITLE	SHELL GAME
DESCRIPTION	MAIN DC POWER	FILENAME	SG1000X.VSD
		DRAWN BY	NBRANCATO
DATE	12/3/07	REVISED	5/3/11
		PAGE	10 OF 21

4

3

2

1

4

3

2

1

D

D

C

C

B

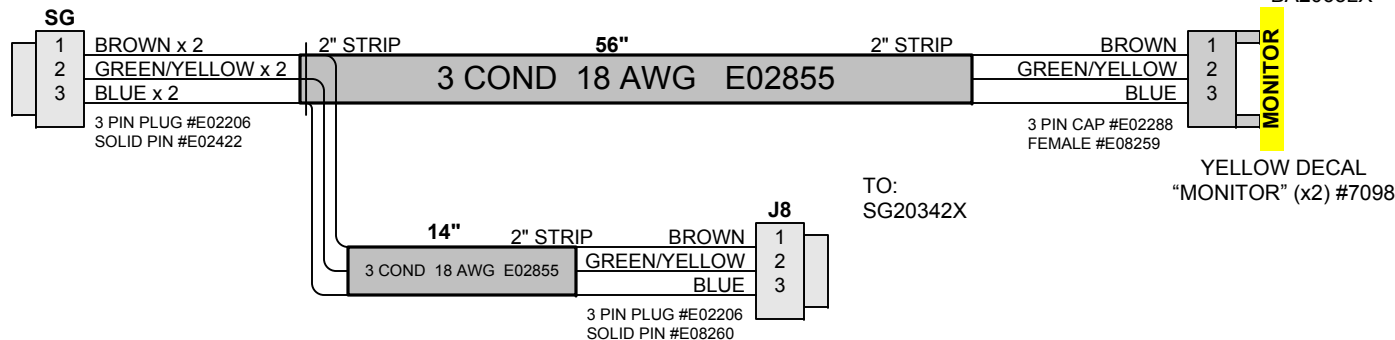
B

A

A

TO:  
SG2007X 4A  
POWER MOD ASY

TO:  
BA2063LX



TO:  
SG20342X

YELLOW DECAL  
"MONITOR" (x2) #7098

PART NO.	SG2061LX	TITLE	SHELL GAME
DESCRIPTION	POWER SUPPLY AC	FILENAME	SG1000X.VSD
		DRAWN BY	NBRANCATO
DATE	12/3/07	REVISED	5/3/11
		PAGE	11 OF 21

4

3

2

1

4

3

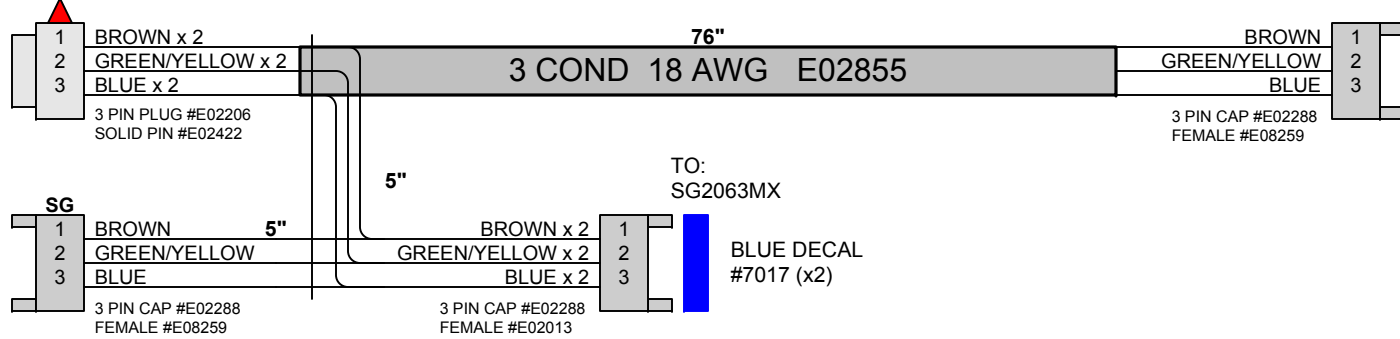
2

1

TO:  
SG2007X 4A  
POWER MOD ASY

TO:  
AL8384X

DECAL #7902 (x2)



TO:  
MS2364X

TO:  
SG2063MX

D

D

C

C

B

B

A

A

PART NO.	SG2062MX	TITLE	SHELL GAME
DESCRIPTION	AC EXTENSION	FILENAME	SG1000X.VSD
		DRAWN BY	NBRANCATO
DATE	12/3/07	REVISED	5/3/11
		PAGE	12 OF 21

**ALL WIRE IS 600V**

#E08872 BROWN  
 #E02844 GREEN/YELLOW  
 #E08871 BLUE

4

3

2

1

4

3

2

1

D

D

C

C

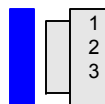
B

B

A

A

TO:  
SG2062MX



BROWN  
GREEN/YELLOW  
BLUE

3 PIN PLUG #E02206  
SOLID PIN #E02422

BLUE DECAL  
#7017 (x2)

2" STRIP

56"

3 COND 18 AWG E02855

2" STRIP

#E02513

TO:  
SG2050HX



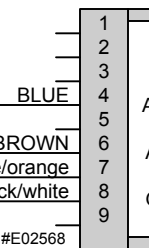
black/white  
white/orange

3 PIN PLUG MINI MOLEX #E08539  
MINI MALE PIN #E08535

6"  
6"

9-PIN MINI CAP #E02568  
MALE MINI PIN #E02569  
PIN 4, 6 #E08162

16" G/Y (600V) #E20217



BLUE  
BROWN  
white/orange  
black/white

PART NO.	SG2063MX	TITLE	SHELL GAME	
DESCRIPTION	DBV	FILENAME	SG1000X.VSD	
		DRAWN BY	NBRANCATO	
DATE	12/3/07	REVISED	5/3/11	PAGE 13 OF 21

4

3

2

1

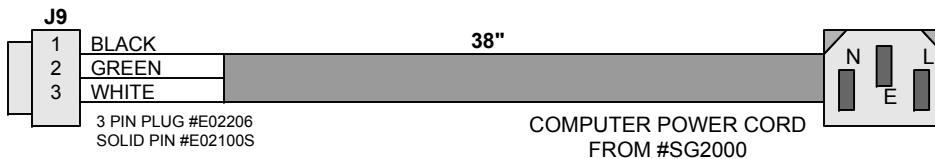
4

3

2

1

TO:  
SG2034X



COMPUTER POWER CORD  
FROM #SG2000

D

D

C

C

B

B

A

A

PART NO.	SG2064LX	TITLE	SHELL GAME
DESCRIPTION	COMPUTER CORD	FILENAME	SG1000X.VSD
		DRAWN BY	NBRANCATO
DATE	12/3/07	REVISED	5/3/11
		PAGE	14 OF 21

4

3

2

1

4

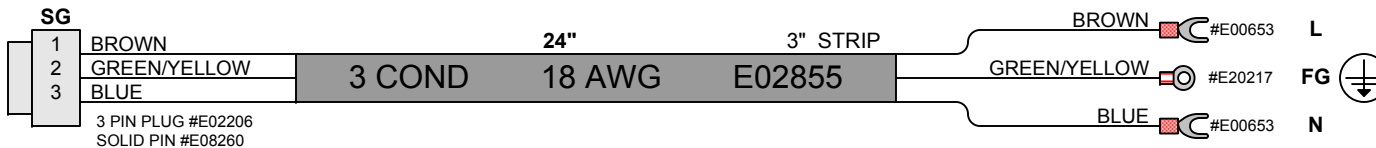
3

2

1

TO:  
SG2007X 4A  
POWER MOD ASY

TO:  
POWER SUPPLY  
#RB2010



D

D

C

C

B

B

A

A

PART NO.	SG2065LX	TITLE	SHELL GAME
DESCRIPTION	POWER SUPPLY EXTENSION	FILENAME	SG1000X.VSD
		DRAWN BY	NBRANCATO
DATE	12/3/07	REVISED	5/3/11
		PAGE	15 OF 21

4

3

2

1

4

3

2

1

D

D

C

C

B

B

A

A

TO:  
STUD ON  
MONITOR POST

GREEN/YELLOW #E20217

.187 #E00651 BROWN 10"  
 #E00638 .187 GREEN/YELLOW x 2  
 .187 #E00651 BLUE 3"  
 #E08263 - #10 YELLOW GREEN/YELLOW x 2 14"

TO:  
SG2065LX

SG  
1  
2  
3

BROWN x 2  
GREEN/YELLOW x 2  
BLUE x 2

3 PIN CAP #E02288  
FEMALE #E02013

6"

TO:  
SG2061LX

BROWN x 2  
GREEN/YELLOW x 2  
BLUE x 2

3 PIN CAP #E02288  
FEMALE #E02013

6"

TO:  
SG2062MX

DECAL #7902  
(x2)

BROWN  
GREEN/YELLOW x 2  
BLUE

3 PIN CAP #E02288  
FEMALE #E08259

PART NO.	SG2066LX	TITLE	SHELL GAME
DESCRIPTION	POWER MOD HARNESS	FILENAME	SG1000X.VSD
		DRAWN BY	NBRANCATO
DATE	12/3/07	REVISED	5/3/11
		PAGE	16 OF 21

#E08872  
 #E02844  
 #E08871

**ALL WIRE IS 600V**  
 BROWN  
 GREEN/YELLOW  
 BLUE

4

3

2

1



4

3

2

1

D

D

C

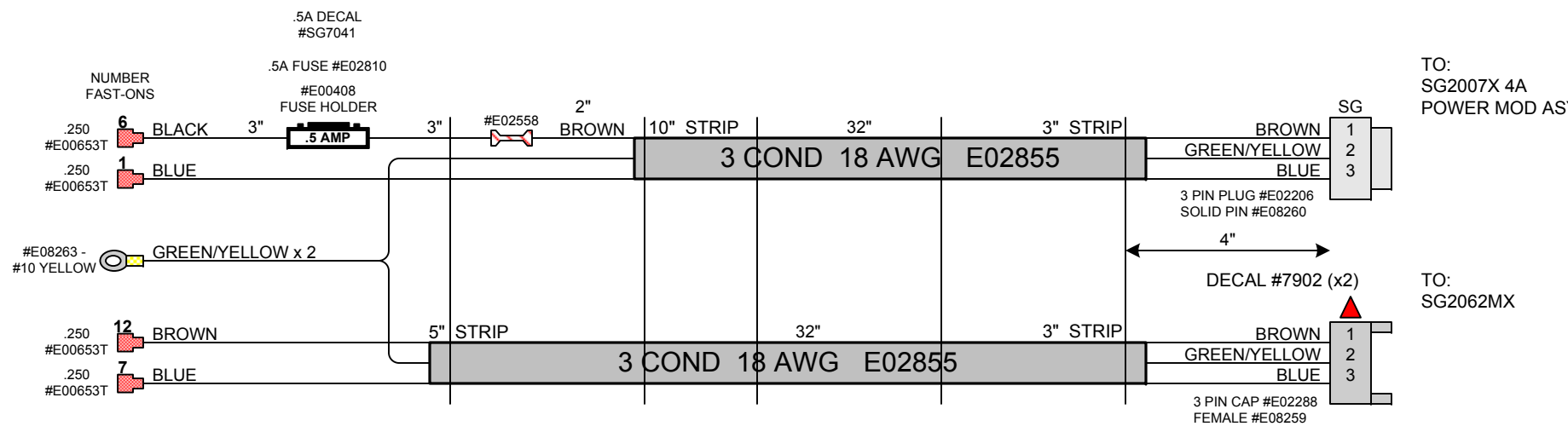
C

B

B

A

A



NOTES:  
 1. GOES TO CRITICAL ASSEMBLY  
 2. PART OF SG2002CEAX

PART NO.	SG2067MX	TITLE	SHELL GAME
DESCRIPTION	STEPDOWN HARNESS		FILENAME SG1000X.VSD
		DRAWN BY	NBRANCATO
DATE	12/3/07	REVISED	5/3/11
		PAGE	17 OF 21

4

3

2

1

4

3

2

1

D

D

C

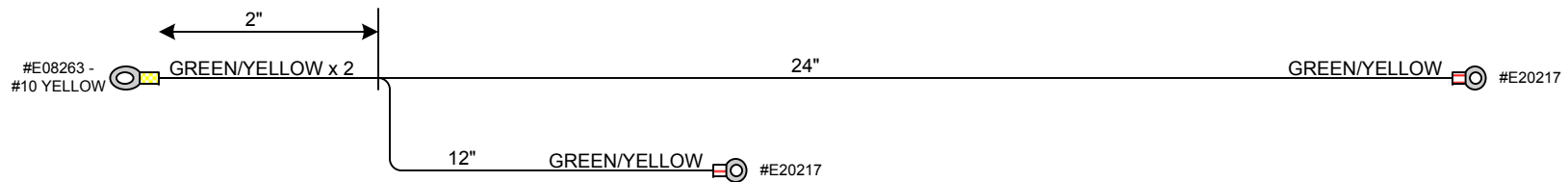
C

B

B

A

A



PART NO.	SG2070LX	TITLE	SHELL GAME
DESCRIPTION	GROUND A	FILENAME	SG1000X.VSD
		DRAWN BY	NBRANCATO
DATE	12/3/07	REVISED	5/3/11
		PAGE	18 OF 21

**ALL WIRE IS 600V**

#E02844

GREEN/YELLOW

4

3

2

1

4

3

2

1

D

D

C

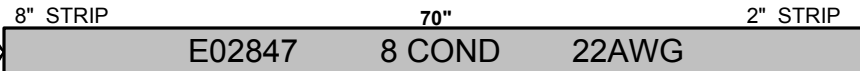
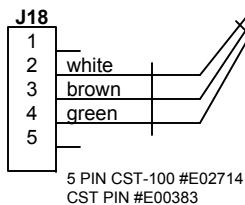
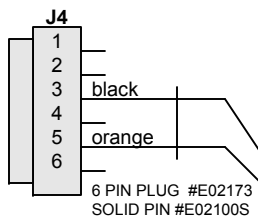
C

B

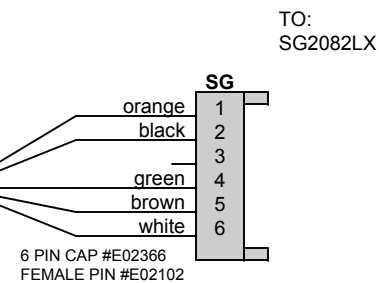
B

A

A



CUT OFF: RED, YELLOW, BLUE FROM EACH END



PART NO.	SG2081LX	TITLE	SHELL GAME
DESCRIPTION	BONUS DISPLAY EXTENSION	FILENAME	SG1000X.VSD
		DRAWN BY	NBRANCATO
DATE	12/3/07	REVISED	5/3/11
		PAGE	19 OF 21

4

3

2

1

4

3

2

1

D

D

C

C

B

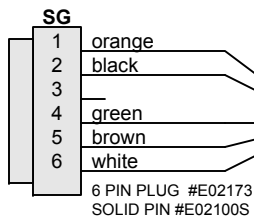
B

A

A

TO:  
SG2081LX

TO:  
DISPLAY PCB  
#SG2032X



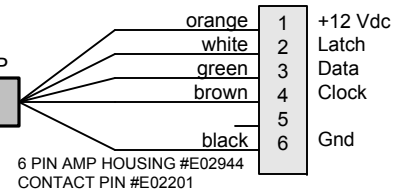
2" STRIP

40"

2" STRIP



CUT OFF: RED, YELLOW, BLUE FROM EACH END



PART NO.	SG2082LX	TITLE	SHELL GAME	
DESCRIPTION	BONUS DISPLAY		FILENAME	SG1000X.VSD
			DRAWN BY	NBRANCATO
DATE	12/3/07	REVISED	5/3/11	PAGE 20 OF 21

NOTES:  
 1. GOES TO MARQUEE AREA  
 2. PART OF MARQUEE #SG3010X

4

3

2

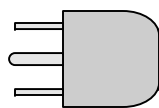
1

4

3

2

1



CG2027 POWER CORD

42"

BROWN x 2  
 GREEN/YELLOW x 2  
 BLUE x 2



TO: BA2063LX

3 PIN CAP #E02288  
FEMALE #E02013

6"

BROWN x 2  
 GREEN/YELLOW x 2  
 BLUE x 2



TO: BA2063LX

3 PIN CAP #E02288  
FEMALE #E02013

36"

BROWN  
 GREEN/YELLOW  
 BLUE



TO: PH2064LX

3 PIN CAP #E02288  
FEMALE #E08259

D

D

C

C

B

B

A

A

PART NO.	SG2068MX	TITLE	SHELL GAME
DESCRIPTION	POWER CORD FOR D&B CABINET	FILENAME	SG1000X.VSD
		DRAWN BY	NBRANCATO
DATE	12/3/07	REVISED	5/3/11
		PAGE	21 OF 21

4

3

2

1