

How to clean Air FX

General cleaning first. You should start by thoroughly cleaning the game with a solution of soapy water. Most dish soaps are not designed to kill bacteria or viruses. This is to only remove the grease and dirt from the game. Do not pour the solution directly on the game however, use a clean rag; dip, twist (to remove excessive moisture), and scrub until clean.

Damage will occur if you directly pour liquid on your game.

Do not immerse the paddles into the soapy water.

Pucks can be immersed into the Soap water.

How to disinfect Air FX games.

Disinfect the game.

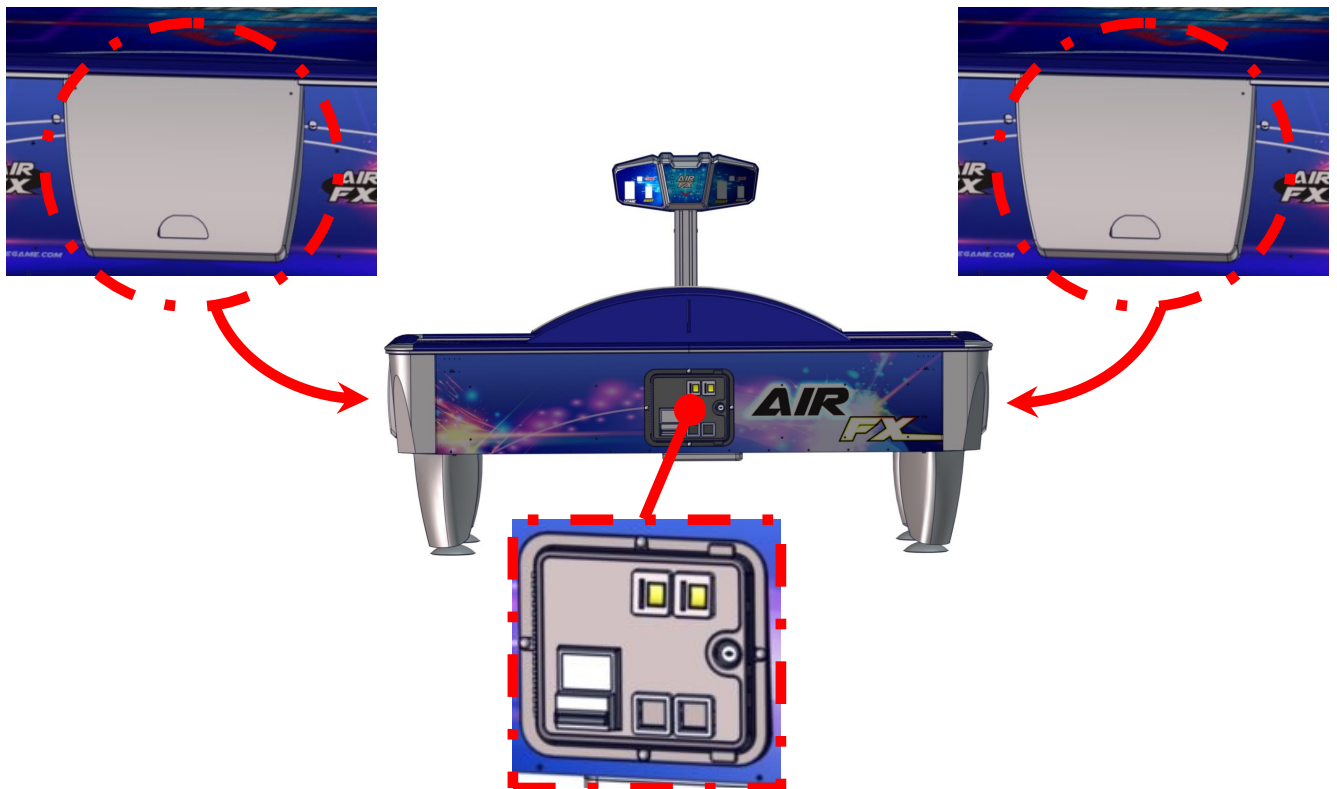
Step 1: Start a game to release the puck.

Step 2: Wipe down the puck and paddles with a disinfectant solution. Don't worry about cleaning the felt at the bottom of the paddle with a disinfectant solution. **LET AIR DRY.**

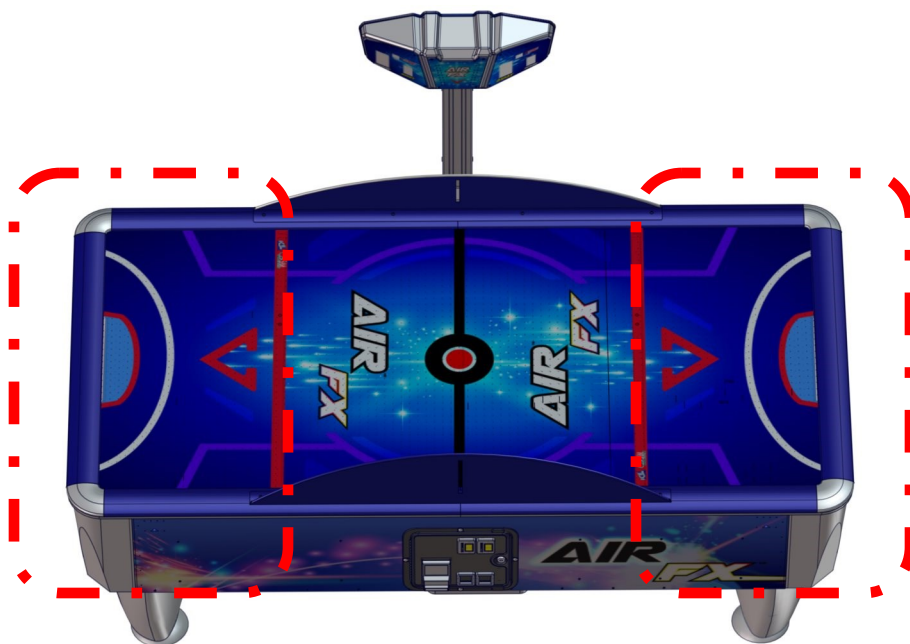


Step 3: Wipe down the coin door and both puck return areas with a disinfectant solution.

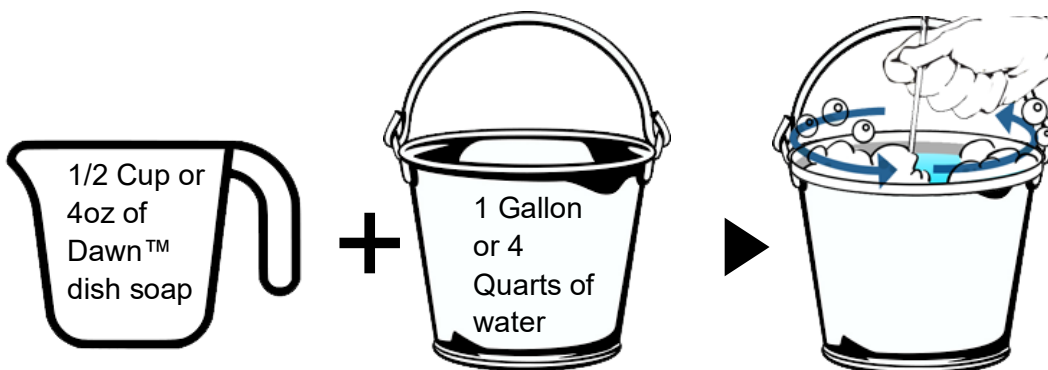
LET AIR DRY.



Step 5: Wipe down the areas where the players play with a disinfectant solution. LET AIR DRY.



How to make a 1 gallon of soapy water (discard after use).



How to make your own disinfectant.

