

D

D

C

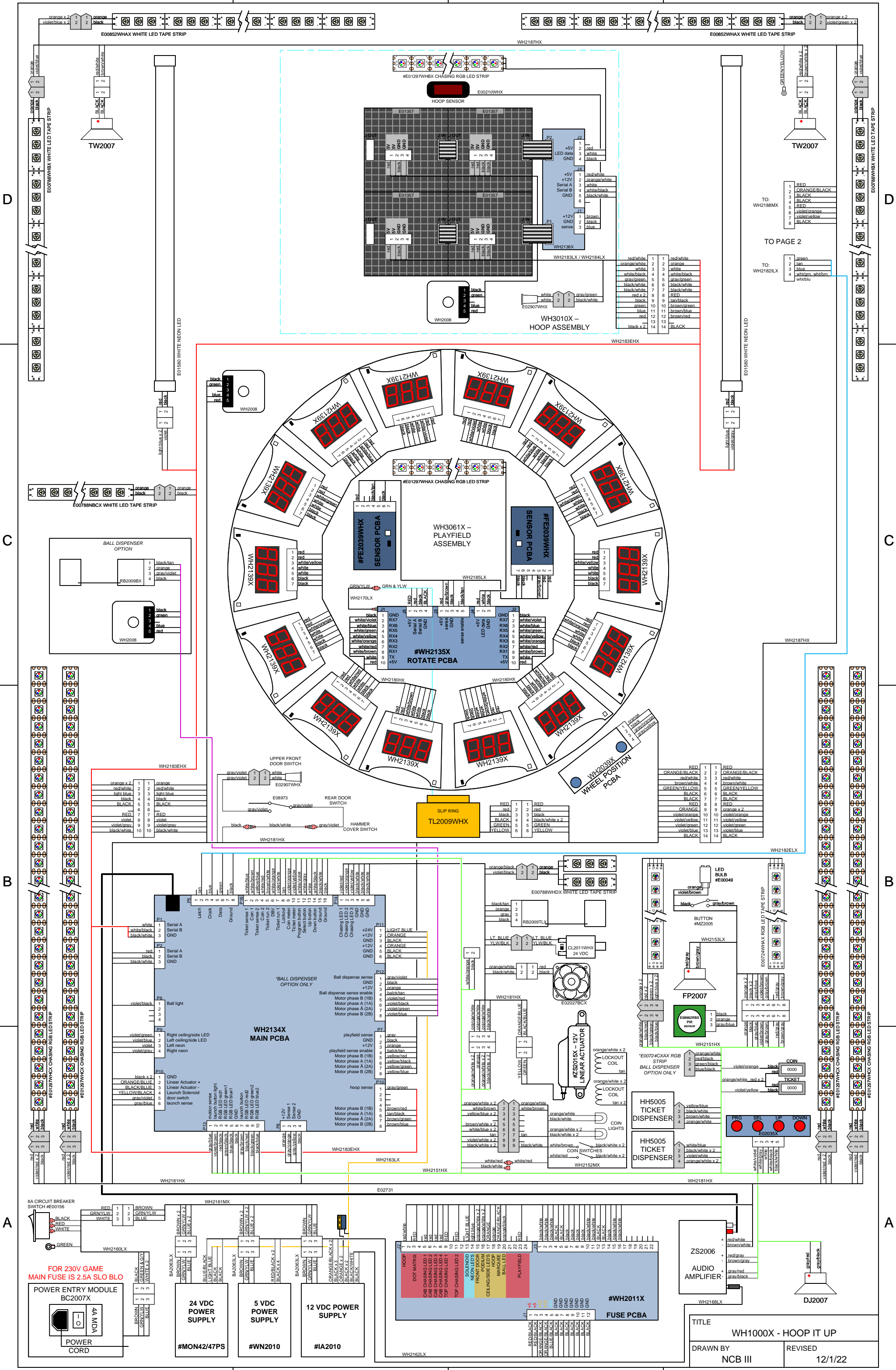
C

B

B

A

A



FOR 230V GAME
MAIN FUSE IS 2.5A SLO BLO

TITLE
WH1000X - HOOP IT UP
DRAWN BY
NCB III
REVISED
12/1/22

4

3

2

1

D

D

C

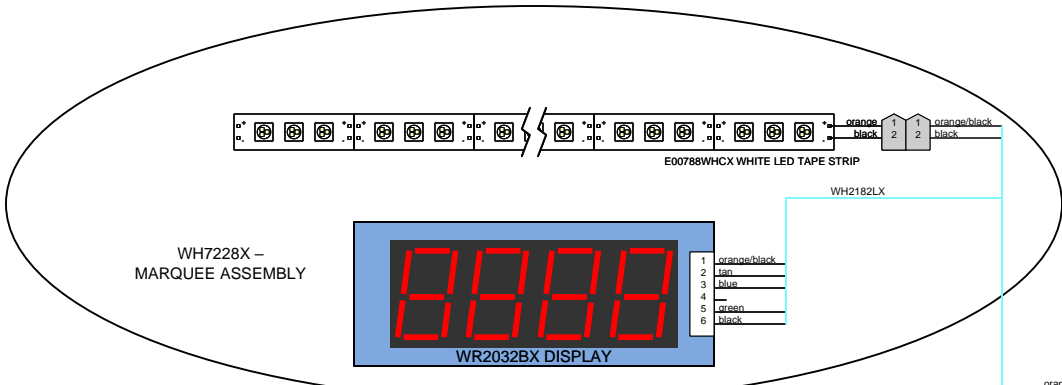
C

B

B

A

A



orange/black x 2	1	1	orange/black
black x 2	2	2	black
wht/gm, wht/bm, wht/blu	3	3	wht/gm, wht/bm, wht/blu
green	4	4	green
tan	5	5	tan
blue	6	6	blue

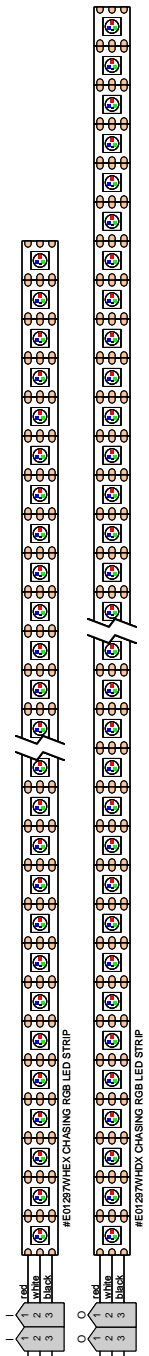
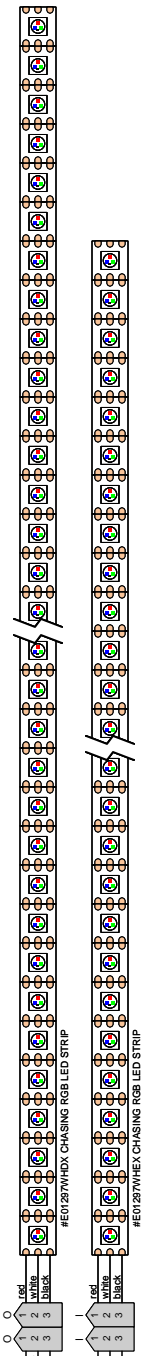
ORANGE/BLACK
BLACK

ORANGE/BLACK
BLACK

red x 2	1
ORANGE/BLACK	2
BLACK	3
black x 2	4
red x 2	5
violet/orange	6
violet/yellow	7
black x 2	8
green	1
tan	2
blue	3
wht/gm, wht/bm	4
wht/blu	5

TO PAGE 2

TITLE	
WH1000X - HOOP IT UP	
DRAWN BY	REVISED
NCB III	12/1/22



4

3

2

1